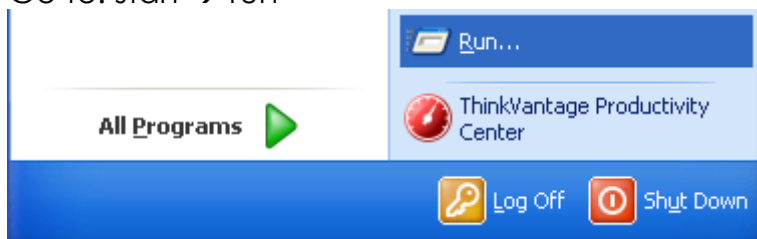


Fixed USB port for VAMP 50 and VAMP 300 series relays

Windows has a feature which causes com port number to increase always when connecting to new VAMP5x or VAMP3xx relay. To avoid this, the windows registry has to be changed. Administrator privileges are needed for this change.

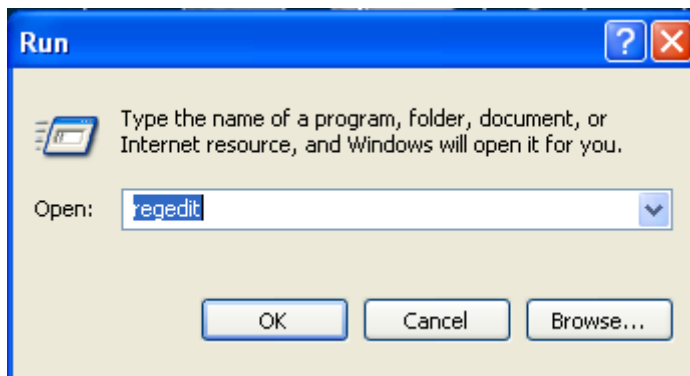
Step 1.

Go to: start → run



Step 2.

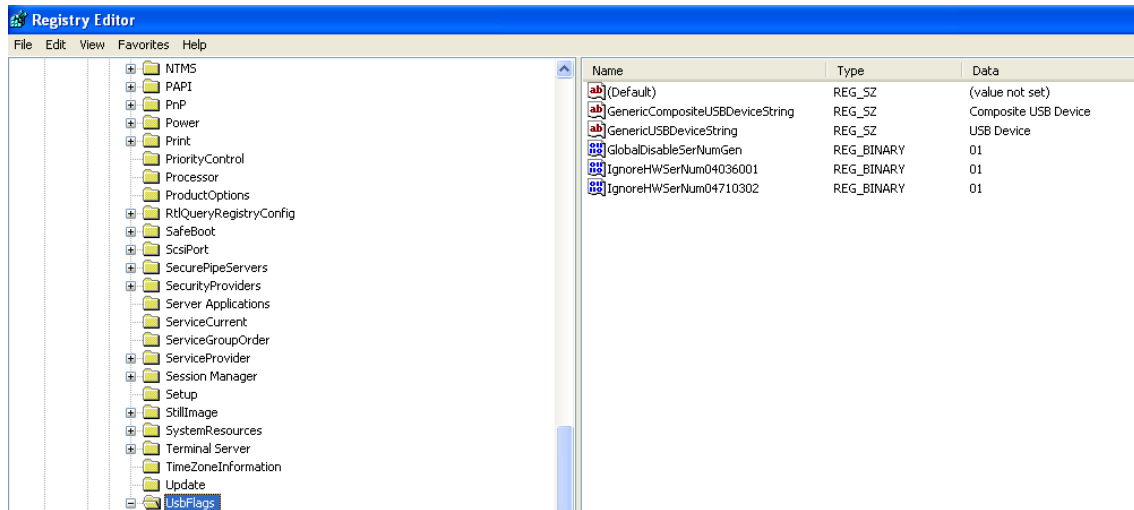
Write: regedit



Step 3.

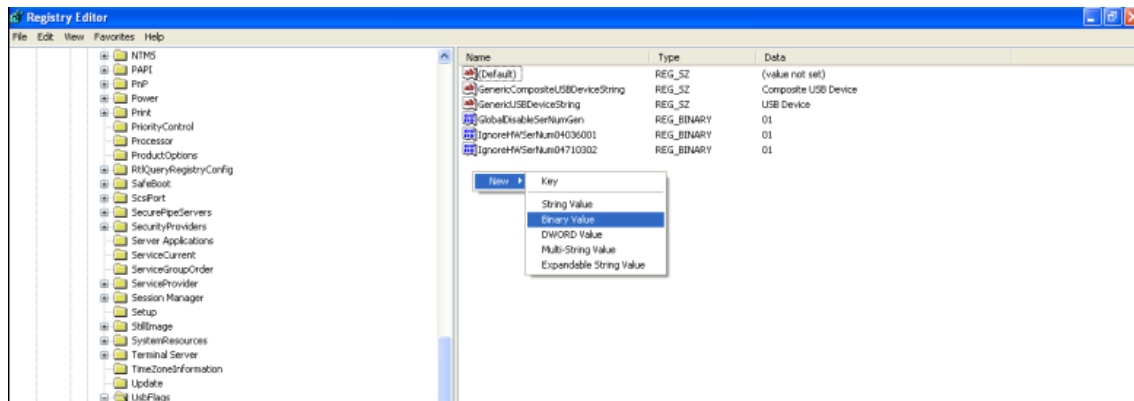
Go to:

HKEY_LOCAL_MACHINE→SYSTEM→CurrentControlSet→Control→UsbFlags



Step 4.

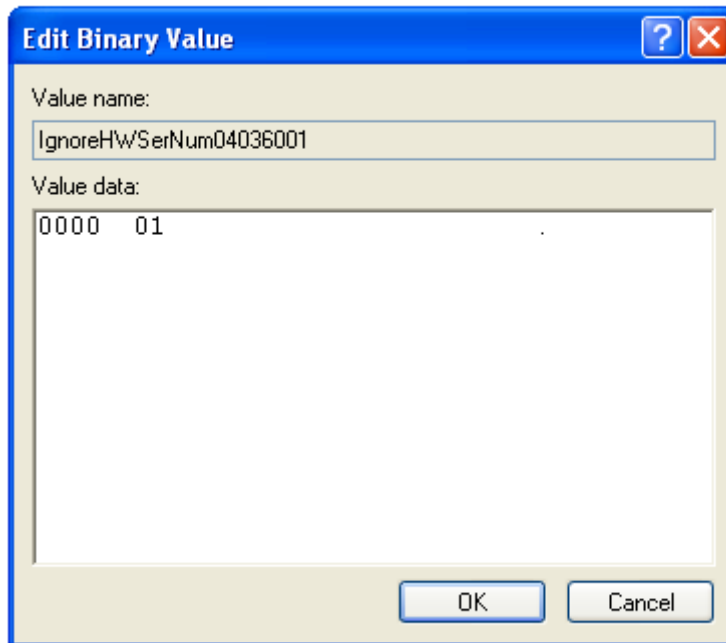
Press right mouse button and add new Binary Value.



Step 5.

Name this binary value as: IgnoreHWSerNum04036001 and give value 01 to it.

 IgnoreHWSerNum04036001	REG_BINARY	01
 IgnoreHWSerNum04710302	REG_BINARY	01



Step 6.

Now registry editor can be closed and com port numbers will not increase anymore.

VAMP Ltd
P.O.Box 810
FI-65101 VAASA
Finland

Visiting Address:
Vaasa Airport Park
Yrittäjänkatu 15
Vaasa, Finland

Tel: +358 20 753 3200
Fax: +358 20 753 3205
Email: vamp@vamp.fi
<http://www.vamp.fi>



ISO 9001:2000
certified company



We reserve the rights to product alterations without prior notice.
Copyright © Vamp Ltd. All trademarks are the property of their respective holders.